


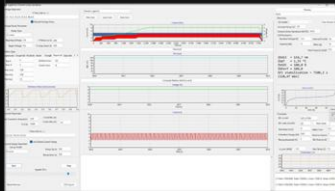


COMPLETE GPC SOLUTION SET · BATTERY FORMATION

BATTERY FORMATION LABS

Gigafactory formation lines · R&D labs · Cell manufacturers · Universities

Every electrochemical cell is formed exactly once. The interface that forms in the first cycles — the SEI — determines ionic conductivity, impedance growth, and degradation for the entire life of the cell. It cannot be re-formed later. Yet industrial CC/CV protocols are chosen for cost and predictability, not interface quality. Generated Pattern Current (GPC) formation — Dynamic Defined Pattern Charging (DDPC) under PCT/TR2025/051176 — makes the pattern itself the control variable: targeting SEI nucleation density, layer uniformity, and growth rate directly, at every point in the formation cycle.

■ ONE ECOSYSTEM — FROM CHEMISTRY TO PRODUCTION NODE

<p>1 · SYNTHESIZE</p>  <p>GP ChemPat</p> <p>Chemistry-native GPC pattern derivation → .gpchem / 1024-pt LUT</p>	<p>2 · SIMULATE</p>  <p>GP Sim — Formation</p> <p>Physics-based SEI simulation before a single cell is touched</p>	<p>3 · VALIDATE</p>  <p>GP Lab R&D</p> <p>4-ch physical validation + full data recording, in your lab</p>	<p>4 · DEPLOY</p>  <p>GP Module</p> <p>Validated pattern on licensed firmware, per power source</p>
---	---	---	--

■ THE GPC FORMATION PROTOCOL — THREE PHASES, FEEDBACK-

<p>PHASE 1 NUCLEATION</p> <p>OBJECTIVE A high-density, spatially uniform field of field of SEI nucleation sites across the the anode, at the lowest workable current density.</p> <p>PATTERN Low-amplitude ramped-square; S-curve ramps suppress inductive spikes that localize nucleation.</p> <p>FEEDBACK HF impedance (real part) · surface ΔT · ΔT gradient · dV/dt slope.</p> <p>EXIT CRITERION HF resistance stabilizes in tolerance band band → uniform coverage confirmed. confirmed.</p>	<p>PHASE 2 CONSOLIDATION</p> <p>OBJECTIVE Grow the SEI to target thickness and composition — anode (SEI) and cathode (CEI) managed simultaneously.</p> <p>PATTERN Mid-amplitude phase-delayed composite; the delay alternates anode/cathode emphasis, encoded per chemistry in .gpchem.</p> <p>FEEDBACK OCV relaxation constant · mid-freq impedance arc · live S_{form} index.</p> <p>EXIT CRITERION S_{form} under chemistry threshold; OCV OCV relaxation diffusion-limited.</p>	<p>PHASE 3 STABILIZATION</p> <p>OBJECTIVE Complete the first full charge, terminate residual electrolyte decomposition, set the CE baseline.</p> <p>PATTERN Full-capacity cycle on the chemistry-specific template — for calibrated cells, a ChemPat-synthesized GPC.</p> <p>FEEDBACK Coulombic efficiency · capacity delta · gas proxy via dV/dt anomaly.</p> <p>EXIT CRITERION CE above target; ψ_{GP_wear} plateaus → → SEI stabilized.</p>
--	---	--

Phase boundaries are not time-based — they are feedback-gated. A phase ends when the cell's measured state confirms the state confirms the objective is met. Cells whose interfaces form quickly are not held to the slowest cell's schedule: at scale, schedule: at scale, this reduces average formation time and the variance in cell quality leaving the line — the two numbers the two numbers that drive gigafactory formation economics.

GP CHEMPAT

CHEMISTRY-NATIVE PATTERN DESIGNER · UNIVERSAL SYNTHESIS PLATFORM

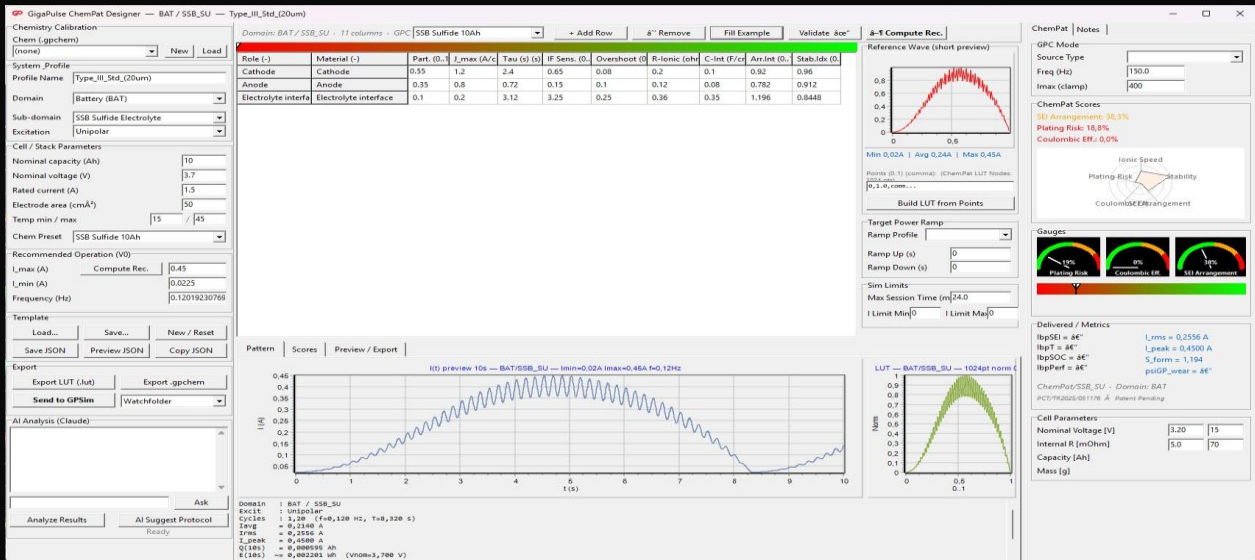
Not a template library — a derivation engine. GP ChemPat is scientific software in its own right: a universal electrochemical pattern synthesis platform that designs physics-derived GPC waveforms across 17 electrochemical domains, from battery formation to electrolysis, plating, and water treatment. Input your electrode kinetics, mass transport, and thermal response — ChemPat derives the minimum-stress pattern for that exact system.

20+
MAIN DOMAINS

95+
SUBDOMAIN PRESETS

101+
CHEMISTRY PRESETS

1024,...
POINT GPC LUT



THE SCIENCE INSIDE

Physics-based waveform synthesis

Every chemistry has a distinct electrochemical fingerprint: LFP a fingerprint: LFP a flat plateau, LTO square, NMC811 sigmoid with sigmoid with harmonic damping, solid-state an ultra-slow S-slow S-curve. The LUT is computed per chemistry — never a never a generic Gaussian.

The Jensen inequality principle

In nonlinear electrochemical systems, $f(\bar{I}) \neq (1/T)\int f(I(t))dt$. $(1/T)\int f(I(t))dt$. GPC exploits this gap: at the same average current — same line throughput — pattern shape alone shape alone delivers better SEI quality and lower Li-plating risk. plating risk.

20+ battery chemistries built in

Incl. Solid Power (Si EV, Li-Metal, Conversion) and Maxwell dry-Maxwell dry-electrode presets: LFP · NMC811 · NMC622 · NMC532 · NCA · LCO · LTO · LMO · Na-ion · Li-Metal · SSB Oxide · SSB Oxide · SSB Sulfide · LMR · LNMO · LFMP · High-Si · Graphite Graphite

Five-metric domain scoring

Radar scoring with domain-specific physics. For formation: Ionic formation: Ionic Speed · Cycle Stability · SEI Arrangement · Arrangement · Coulombic Efficiency · Plating Risk. Every protocol protocol is graded before it ever touches hardware.

INTEGRATED AI — ON EVERY

AI ANALYZE — protocol assessment

Analyzes the current parameter set, interprets scores, raises physics-grounded warnings (LFP plateau behavior, NMC811 Ni reactivity, SSB dendrite risk...) and proposes concrete improvements.

AI SUGGEST PROTOCOL — full grid proposal

From chemistry and cell parameters, generates the complete protocol grid — every row, I_min / I_max / f values — and writes it in. A physics-based starting point in one click.

AI ASK — free-form domain questions

"Why is plating risk high in this chemistry?" — answered with domain physics knowledge, inside the tool. New engineers become productive without years of formation experience.

WORKFLOW

Select domain → Enter chemistry parameters → Compute Recommendation → Preview GPC pattern → AI analysis & refinement → Export to GP Sim

EXPORT & INTEGRATION

Direct hand-off to GP Sim: all physics parameters, SEI model, thermal block, and cell limits in a single file.
.gpjson — GP Sim pattern · .gpchem — ChemPat template · .lut — binary LUT · .csv — tabular · .pdf — ChemPat report

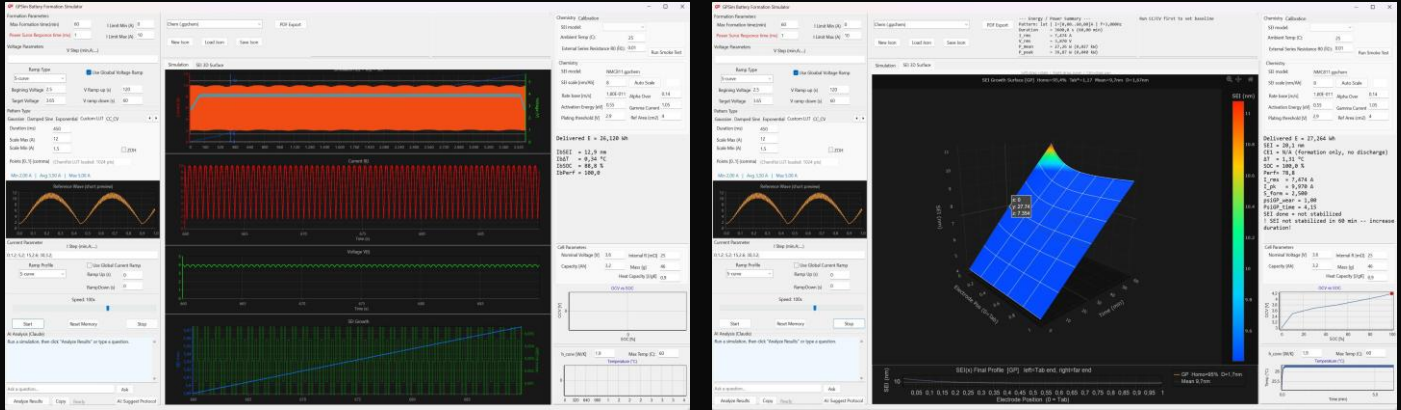
$$I(t) = I_{min} + (I_{max} - I_{min}) \times S(t)$$

Average current preserved — only the shape changes. I_min, I_max, f adapt live from I/V feedback; frequency lives in the control loop, unlike PWM.

GP SIM — BATTERY FORMATION

FORMATION PROTOCOL SIMULATOR · A PHYSICS PLATFORM, NOT A CHARGER DEMO

GP Sim is a scientific simulation platform without an equivalent on the market: it simulates formation under any electrical form electrical form — not only GPC. Conventional CC/CV is built in as the benchmark reference, so every claim can be tested against be tested against the industry standard on identical physics. Simulate SEI nucleation, growth, and stabilization before a single before a single cell is touched — with results that are real-time and scientifically defensible.



THE SEI ENGINE

Live, nm-resolution SEI simulation

SEI thickness computed live against time; stabilization detected detected automatically via the $dSEI/dt \rightarrow 0$ criterion. Growth Growth constant $kSEI0$ is chemistry-specific; Arrhenius activation activation energy (E_a , eV) captures temperature dependence; dependence; alpha-over / gamma-current sensitivity; plating plating threshold guards against lithium deposition.

3D spatial SEI map

SEI thickness across the full formation run as an interactive 3D interactive 3D surface — homogeneity analysis along the the electrode, not just one averaged number.

Every electrical form, one engine

All patterns with I-Step and V-Step support: Gaussian · Sinusoidal · Damped Sine · Exponential · Trapezoid · Ramped Ramped Square · Superpulse · Bezier · Custom LUT (1024-pt) · (1024-pt) · CC/CV — benchmark reference

Multi-chemistry, one .gpchem file

LFP, NMC622/811, NCA, LCO, LTO and graphite-family anodes. anodes. Load a .gpchem file and SEI kinetics, thermal properties, properties, voltage limits and recommended formation currents currents are assigned automatically. Real-PSU calibration keeps keeps simulation accuracy honest.

AI PROTOCOL DESIGNER

Selects the optimal pattern for the chemistry profile; proposes I_{min} , I_{max} , V_{max} , $V0$; estimates formation duration from SEI stabilization analysis; raises critical warnings (plating risk, thermal limits, ramp-up) — and states the rationale: why this pattern, this frequency, this current band.

GP Sim takes battery formation out of the realm of "black art" and turns it into a measurable, repeatable, optimizable repeatable, optimizable engineering process. Chemistry changes? Load one file. New engineer? AI carries the domain carries the domain knowledge. Black box? Every metric is transparent and reportable.

EVERY RUN, FULLY MEASURED

ENERGY / POWER

$I_{rms} \cdot I_{peak} \cdot V_{rms} \cdot P_{mean} \cdot P_{peak}$
 Apparent power (kVA) · power factor
 Delivered energy (Wh) · ohmic loss (Wh)
 End-to-end efficiency (%)

CHEMISTRY / SEI

SEI thickness (nm) vs target
 SEI done time (min) — stabilization instant
 Delivered Q (Ah) · SOC (%) · ΔT (°C)
 CE1 — first-cycle Coulombic efficiency
 OCV-vs-SOC tracking · thermal profile

GPC QUALITY METRICS

S_{form} — formation quality score
 ψ_{GP_wear} — cell wear index (1.0 = minimal stress)
 ψ_{GP_time} — time-efficiency score
 Perf — overall performance index

REPORTING & FILES

One-click PDF report

Every metric, every graph, and the AI analysis in a single document your team can archive, compare, and defend. File File system: .gpsim · .gppat · .gpchem · .gpcal · PDF / CSV CSV

GP LAB R&D


4-CHANNEL ADAPTIVE GPC CONTROL PLATFORM · TEST & DATA-LOGGING INSTRUMENT

CONTROL

Transforms any standard power supply into a synchronized, high-precision adaptive GPC control system — no system — no hardware change. Four independent channels, full channels, full pattern library, real-time waveform generation generation and behavioral analysis. The physical validation validation platform for GP Sim outputs.

RECORD & REPORT

GP Lab is far more than a GPC application tool — it is a precision precision measurement and data-logging instrument. It samples samples current and voltage at sub-millisecond resolution resolution through the entire run and derives the complete complete picture from the raw stream — capacity (C), internal internal resistance, Coulombic efficiency, thermal response — response — delivered as a full report. CC/CV runs included; full included; full CSV export.



ADAPTIVE CONTROL ENGINE

Real-time I/V/T measurement
 Dynamic impedance (Rdyn)
 Capacity & Coulombic eff.
 Thermal response analysis
 dV/dt · dI/dt tracking
 Current offset adaptation

Frequency & duty control
 Saturation time mgmt.
 A/B channel comparison
 FIFO deterministic timing
 JSON recipe load
 24V industrial I/O · rack

MEASURED

Current (0-10V)
 Voltage (0-10V)
 Temperature (ext. sensor)
 8× digital inputs

CONTROLLED

I_CTRL waveform output
 V_OUT limit signal
 8× digital outputs
 4-channel synchronization

Stabilization alert — the invisible error, made visible

In fixed-duration formation, declaring a cell "formed" before its SEI has actually plateaued is a systematic error no one no one sees. GP Lab computes S_form and ψGP_wear in real real time and explicitly flags any cell whose interface has not not stabilized within the formation window.

VALIDATE IT IN YOUR LAB — NOW

GPC patterns are derived from your chemistry — so the only only validation that matters is the one you run on your own own cells. A 4-channel GP Lab unit and a cell of interest is is everything needed: full pattern library, real-time S_form / S_form / ψGP_wear / ψGP_time, .gpchem support for any cell any cell type, CC/CV side-by-side on the A/B channels, and and complete data export. Don't take our word for it — measure it on your chemistry, on your bench, with your data. data.

EIS sweep

100kHz-
 10mHz,
 cyc
 10/100

1st-cycle CE

Q_dis /
 Q_chg
 cycle 1

Retention

vs
 nominal
 cyc 10-
 500

SEI estimate

model
 fit to
 EIS

S_form / ψGP

GP Lab
 real-
 time

Your chemistry · your data · your IP

All GP software runs locally — nothing leaves your facility. Your GPC protocol is as proprietary as your electrode formulation; only formulation; only optional AI features touch the internet.

FROM YOUR BENCH TO THE GIGAFACTORY

THE FULL HORIZON — WHAT THE GP LAB KIT UNLOCKS

The GP Lab kit is not a lab-instrument purchase — it is the entry point of a production trajectory. Every pattern you validate on four channels is, unchanged, the pattern that will run your formation lines. This is exactly where that investment leads.

■ THE SCALING PATH — ONE PATTERN, THREE STAGES

TODAY — VALIDATE

GP LAB R&D

4 channels on your bench. Validate GPC GPC on your chemistry, build your proprietary .gppat library, capture a full full per-cell measurement record from from day one.

NEXT — PILOT

GP CORE

Industrial cabinet scaling 4 → 40 channels channels in 4-channel increments. High-High-throughput validation, certification certification labs, OEM lines, limited pilot pilot production.

THEN — PRODUCE

GP MODULE FLEET

One module per power source. A single single gigafactory formation line typically typically runs 50–500+ GP Modules — — your validated patterns on licensed licensed firmware, at line scale.

■ GP MODULE — THE FIELD EXECUTION LAYER

"From Pattern to Power — Deterministic Control for Electrochemical Systems."

Standalone and deterministic: Pattern Pattern Storage → Playback Engine → Feedback Processing → → Control Layer → I/O. I/O. The pattern executes at hardware level — no PC dependency, no OS jitter. DIN-rail mount, licensed firmware, one one node per power source. Real-time I/V/T I/V/T feedback, closed-closed-loop optimization, Rdyn, I_ref modulation, thermal correlation.



■ THE PAYOFF AT SCALE

THE 1 GWH/YEAR FACTORY EFFECT

MODEL-DERIVED SCENARIO

Formation time

135 min vs 280 min CC/CV — per formation cycle

Rack throughput

up to ~2× cells per rack · same footprint, same power feed

Energy per cell ↓

shorter cycle · lower ohmic loss across the run

CE1 ↑

less Li inventory lost in cycle 1 — more sellable GWh per line

Variance ↓

feedback-gated exit · fewer out-of-spec cells after formation

Changeover ≈ 0

one Ethernet download · the whole line switches

Scenario-based simulation results. The path to these numbers runs through GP Lab validation — measure them on your own chemistry first.

An Ethernet-controlled fleet, not a box count

Patterns upload to every node over the network. GP Module Writer is the licensing gateway: every deployed pattern passes through it — a traceable, auditable IP chain from simulation to production node. GP Module Control orchestrates the facility: multi-line synchronization, per-node monitoring, pattern distribution, and a factory-level analytics dashboard.

One download, instant switchover

Chemistry tweak? New product? A single download to the GP the GP Modules switches the entire system instantly — every every node on the line picks up the new pattern. No line rebuild, rebuild, no re-engineering, no commissioning cycle. Product Product changeover becomes a network event, not a project. project.

What you will have gained

A proprietary .gppat pattern library as defensible as your your electrode formulation. A per-cell quality record from every from every formation run. Formation rack capacity effectively effectively doubled in the model scenario. A line that changes changes products with a download. And a formation process process your team understands, measures, and owns — instead instead of inherits.

It all starts with a 4-channel kit on a bench

The GP Lab kit is the smallest possible step onto this trajectory — and the only one that requires no production commitment. commitment. Validate first. Scale when your own data says so.

START YOUR VALIDATION

Feasibility report · lab kit · NDA package

contact@gigapulse.energy